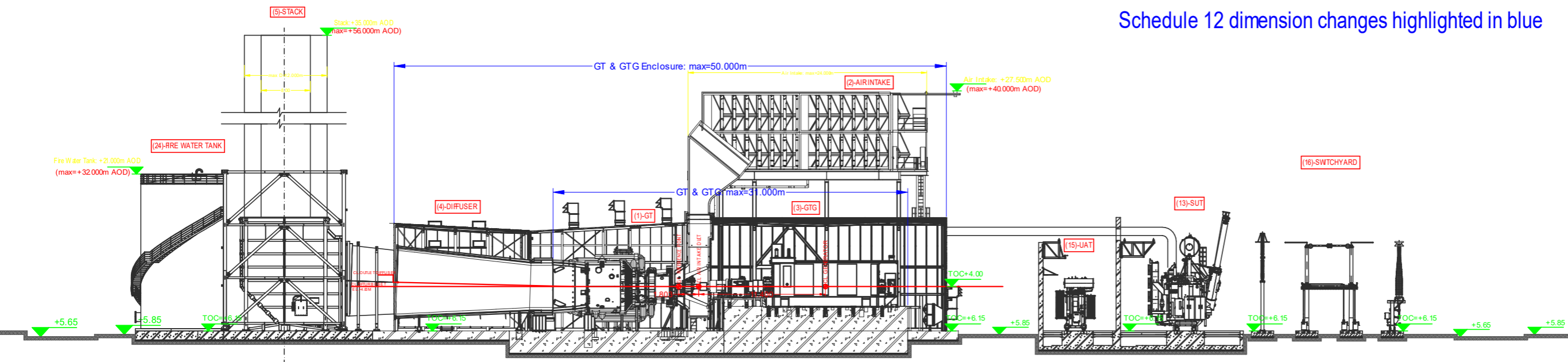
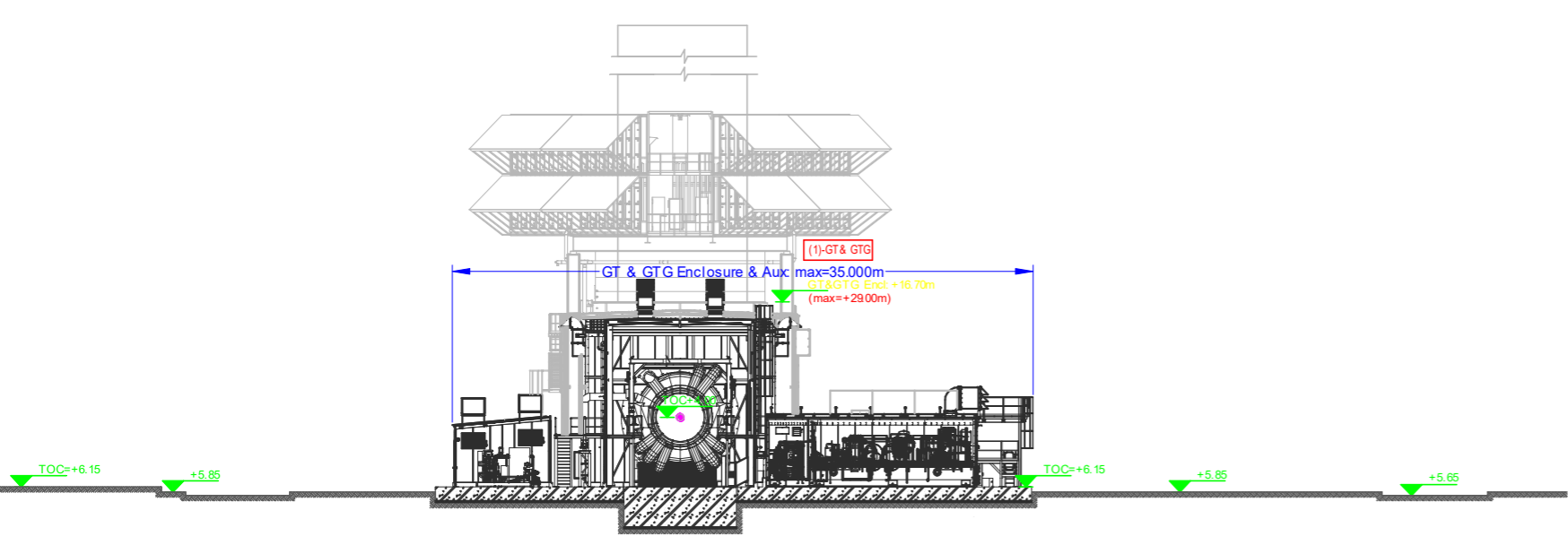


Schedule 12 dimension changes highlighted in blue

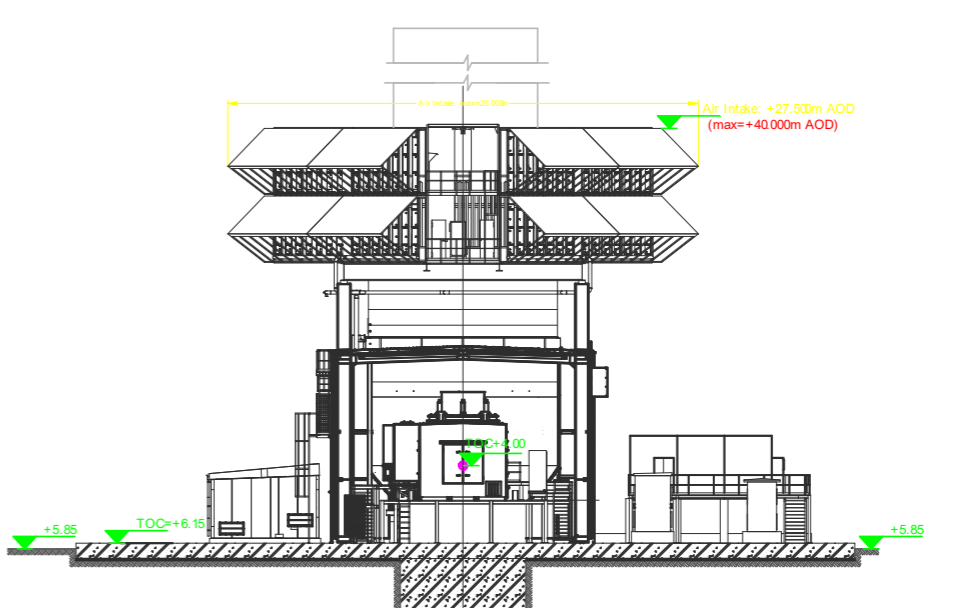
- STRUCTURES LEGEND**
1. GAS TURBINE AND GENERATOR
 2. AIR INTAKE
 3. GTG GENERATOR
 4. DIFFUSER
 5. STACK
 6. FIN FAN COOLERS
 7. GAS FINAL FILTER AND PREHEATING
 8. PCC - POWER CONTROL CENTRE
 9. BOTTLE STORAGE
 10. LV AUXILIARY TRANSFORMERS
 11. MKC EXCITATION TRANSFORMER
 12. SFC TRANSFORMERS
 13. STARTUP UNIT TRANSFORMER
 14. GENERATOR CIRCUIT BREAKER
 15. AUX TRANSFORMER - MV
 16. SWITCHYARD
 17. OIL SEPARATOR
 18. GAS PIG TRAP STATION (TEMPORARY)
 19. GRMS
 20. GRMS EXTERNAL PANEL
 21. HV CABLE ROUTING
 22. GATE HOUSE
 23. NOT USED
 24. FIRE WATERS STORAGE TANK
 25. FIRE FIGHTING PUMPS
 26. SLEEPER WAY FOR PIPE AND CABLES
 27. PARKING AREA
 28. FENCE
 29. SERVICE WATER PUMPS
 30. EMERGENCY POWER GEN. SET
 31. DEMINERALISED WATERTANK
 32. AIR COMPRESSOR AREA
 33. PCC CONTAINER
 34. PIPE BRIDGE
 35. STRUCTURE FOR METERING & MIXING STATION FOR H2 & NATURAL GAS (OPTION)
 36. LOCAL CONTROL CONTAINER (OPTION)
 37. ATTENUATION POND AREA



SECTION A-A



SECTION B-B



SECTION C-C